

PORTFOLIO INFORMATION

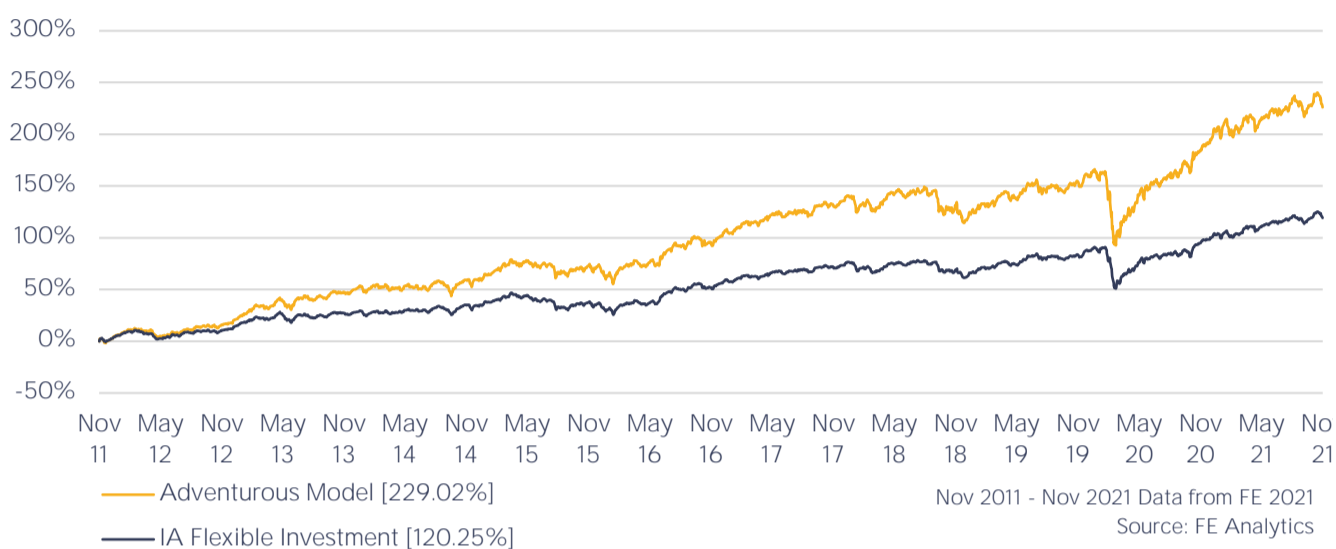
Information as at	30 Nov 2021
Our AMC*	0.35%
Our Admin Charge*	0.30%
OCF	0.82%
Total OCF#*	1.47%
Portfolio Yield**	0.21%
Model Volatility (3 year actual)	14.32
Benchmark Volatility (3 year actual)	11.13
Launch Date	30 Nov 2011
Min. Investment	£ 10,000
Min. Additional Investment	£ 1,000
Min. Reg Investment	£300/month
Min. Withdrawal	£ 1,000

INVESTMENT OBJECTIVE: ADVENTUROUS

December 2021

This portfolio is suited to those investors who wish to take higher levels of risk in the expectation of higher returns in the future. In order to potentially capture higher levels of returns the portfolio will invest almost exclusively in funds invested in equities and look to the potential of smaller companies that have greater growth prospects than large companies. The choice of funds will be based around a robust investment framework to ensure there is a balance and diversification to the model. There will be high levels of overseas exposure and with the potentially higher return nature of these investments, volatility will be higher also.

CUMULATIVE PAST PERFORMANCE (%)



Past performance is not indicative of future performance. The value of shares and the income from them can fall as well as rise and investors may get back less than the amount invested.

TOP 10 HOLDINGS

Invesco Global Smaller Companies
Artemis US Smaller Companies
BlackRock European Dynamic
Baillie Gifford Japanese Smaller Companies
Stewart Investors Asia Pacific Leaders Sustainability
Artemis US Select
Amati UK Smaller Companies
Franklin Temp ClearBridge US Large Cap Growth X Acc GBP
Liontrust Special Situations
Hermes Global Emerging Markets

	CUMULATIVE(%)						DISCRETE(%)				
	1m	3m	6m	1yr	3yrs	5yrs	2020	2019	2018	2017	2016
Adventurous Model	-0.57	-2.22	3.74	14.97	41.31	66.57	13.68	19.23	-7.92	16.92	16.27
IA Flexible Investment	0.06	-0.23	4.20	12.62	29.91	44.07	6.70	15.66	-6.72	11.21	13.82

12 MONTH DISCRETE PERFORMANCE PERIODS (%)					
	Sep 20 - Sep 21	Sep 19 - Sep 20	Sep 18 - Sep 19	Sep 17 - Sep 18	Sep 16 - Sep 17
Adventurous Model	24.55	5.21	1.72	9.20	15.64
IA Flexible Investment	18.30	0.88	3.24	5.37	10.53

Please note:

The chart above shows the performance of the Adventurous Model from 30 Nov 2011 when the model launched. Accordingly, this live data shows how the model performed taking into account any changes to the model, and any underlying fund charges, but excludes Rowan Dartington management and administration fees.

Data from 1 month through to 5 years is cumulative (%), after which data from 2016 to 2020 is discrete (%). The cumulative periods are for the period stated, for example 3m, up until the most recent date as shown on the chart. The discrete periods are calendar years.

The 12 month discrete performance periods are to the last quarter end.

The benchmark selected is the one most suitable for this model's asset allocation.

All past performance information is on a bid to bid basis in pounds sterling.

CONTACT

Rowan Dartington Intermediaries
Temple Point
Redcliffe Way
Bristol
BS1 6NL
0117 9330000
info@rowan-dartington.co.uk



KEY POINTS

- Strategic asset allocation investment process
- An internationally invested portfolio designed for growth
- High quality funds
- Active management
- Experienced Investment team

PLATFORMS

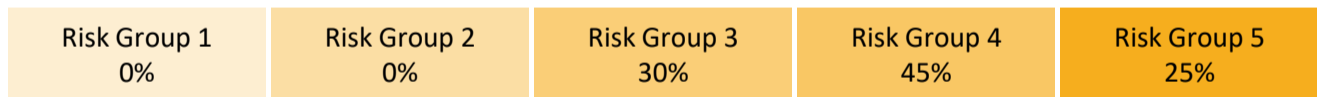
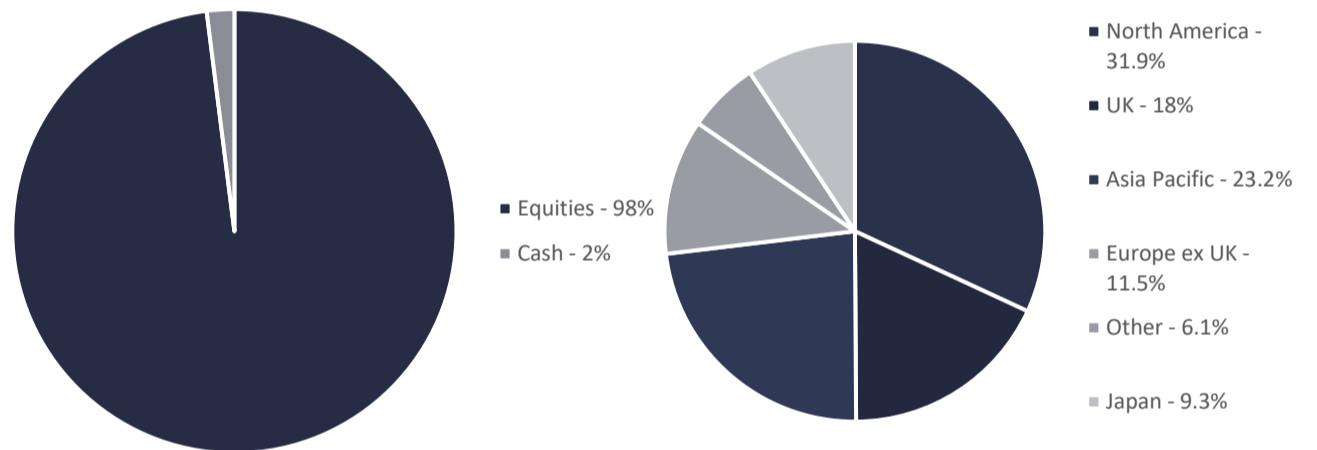
- 7IM
- Aegon
- Ardan
- Ascentric
- Aviva - 0.35% AMC applicable
- Fusion
- Nucleus
- Elevate
- Novia
- Standard Life
- Transact



INVESTMENT OUTLOOK

The discovery of a new variant of Covid-19 sent markets into risk-off mode in November. Global equities fell in local currency terms, while safe haven currencies such as the US Dollar and Japanese Yen rallied. The transmissibility, severity of illness and efficacy of vaccines will be the primary concerns for health authorities and for investors; if further lockdowns are required this could halt the progress of the economic recovery. Inflation remains a key issue for markets, with the newly re-nominated US Federal Reserve chair Jerome Powell stating that it is time to retire the word transitory as broad pressures continue to build. Markets now expect an acceleration of asset purchase tapering with a first rate rise likely to come in the first half of 2022. In the UK, a widely expected rate rise from the Bank of England was not forthcoming, despite ten-year inflation expectations hitting their highest level since the bank became independent in 1997. In the long term any growth of capital will come via an orientation towards the areas of greatest opportunity, which is where valuations look most attractive and where we aim to position the portfolio.

ASSET, GEOGRAPHIC & RISK ALLOCATION



Please note:

The risk gauge is a graphical representation of the portfolio's risk weighting for illustrative purposes only.

*OCF definition

The Ongoing Charges Figure (OCF), Transaction and Incidental costs are those relating to investments made and held on the Rowan Dartington platform. If you are investing via an alternative third-party platform, the OCF and other costs may be different and will depend on the types of units (retail or institutional, for example) that can be accessed via that third party platform. Rowan Dartington cannot be held responsible for any changes in the published OCF or other costs when using a third party platform.

** Portfolio yield gives an indication of the current level of income which is expected to be distributed over the coming 12 months. This is based on the current holdings within the portfolio, and after the deduction of the investment funds' annual management charges – it is gross of basic rate tax. It excludes the annual Rowan Dartington management charge.

#The Ongoing Charges Figure (OCF) relates to the fund AMC, custody and other associated charges applied by the underlying funds. The total charge comprises of our management fee, administration fee and fund OCFs. In addition to OCF, there may be Transaction & Incidental costs.

Source: Performance and sector analysis data compiled by Financial Express



GENERAL RISKS

The past performance is not a reliable guide to future performance. The value of shares and the income from them can fall as well as rise and **investors may get back less than they originally invested. The tax treatment of investments depends on each individual's circumstances and is subject to changes in tax legislation.** The sterling value of overseas investments, and the income from them, is subject to currency fluctuations. All estimates and prospective figures quoted in this publication are forecast and are not guaranteed.

SPECIFIC RISKS

Equity: The value of equities (e.g. shares) and equity-related investments may vary according to company profits and future prospects as well as **more general market factors. Consequently, the value of equities can rise and fall sharply at times and returns aren't guaranteed.**

Emerging markets: This fund holds investments in less developed economies and invests in less mature stock markets, so its value may fluctuate more than a fund which invests in developed countries.

Property: This fund invests mainly in property (i.e. land and buildings). Property can be difficult to sell in a short period, so you may not be able to sell or switch out of the investment when you want to due to the delay in acting upon the instruction. The value of property can fall as well as rise, particularly if there are more people trying to sell rather than buy, and is generally a matter of a valuers opinion until the property is sold.

IMPORTANT INFORMATION

This publication is provided solely to assist investors to make their own investment decisions, and is for illustrative purposes only. The Model Portfolio may not be suitable for all recipients and does not constitute a personal recommendation to invest, or a solicitation to purchase any investment or product. The opinions expressed within this are those of Rowan Dartington and are subject to change without notice. You should seek advice from your adviser before making any investments.

Rowan Dartington, its associate companies and/or their clients, directors and employees may own or have a position in the securities mentioned herein and may add to or dispose of any such securities. The information contained within this document is believed to be correct, but it cannot be guaranteed. This factsheet may not be reproduced or distributed in any format or by any means without the prior written consent of Rowan Dartington. Rowan Dartington is a trading name of Rowan Dartington & Co. Limited.

Rowan Dartington is part of the St. James's Place Wealth Management Group. Rowan Dartington & Co. Limited is a member firm of the London Stock Exchange and is authorised and regulated by the Financial Conduct Authority. Registered in England & Wales No. 02752304 at St. James's Place House, 1 Tetbury Road, Cirencester, Gloucestershire, GL7 1FP, United Kingdom.

Source: London Stock Exchange Group plc and its group undertakings (collectively, the "LSE Group"). © LSE Group 2021. FTSE Russell is a trading name of certain of the LSE Group companies. "FTSE Russell®" is a trade mark of the relevant LSE Group companies and is used by any other LSE Group company under license. All rights in the FTSE Russell indexes or data vest in the relevant LSE Group company which owns the index or the data. Neither LSE Group nor its licensors accept any liability for any errors or omissions in the indexes or data and no party may rely on any indexes or data contained in this communication. No further distribution of data from the LSE Group is permitted without the **relevant LSE Group company's express written consent. The LSE Group does not promote, sponsor or endorse the content of this communication.**