

PORTFOLIO INFORMATION

Information as at	31 Jan 2025
OCF ¹	0.69%
Portfolio Yield ²	1.49%
Our AMC (+VAT) ³	0.35%
Admin Charge	0.30%
Model Volatility (3 years)	10.69
Benchmark Volatility (3 years)	8.66
Launch Date	30 Nov 2011

TOP 10 HOLDINGS

CT American ZNA GBP in GB	9.8%
iShares Core S&P 500 UCITS ETF GBP TR in GB	9.8%
JOHCM UK Equity Income Y Acc in GB	9.0%
Dodge & Cox US Stock Acc GBP in GB	7.8%
Liontrust Special Situations I Inc TR in GB	7.1%
Polar Capital UK Value Opportunities I Acc GBP in GB	6.5%
Artemis US Smaller Companies I Acc GBP in GB	6.4%
CT American Smaller Companies (US) ZNA GBP in GB	6.4%
Slater Growth P Acc in GB	5.6%
FTGF ClearBridge US Large Cap Growth Premier Acc GBP in GB	5.5%

Data is correct as at 31 Jan 2025, but is subject to change

CONTACT

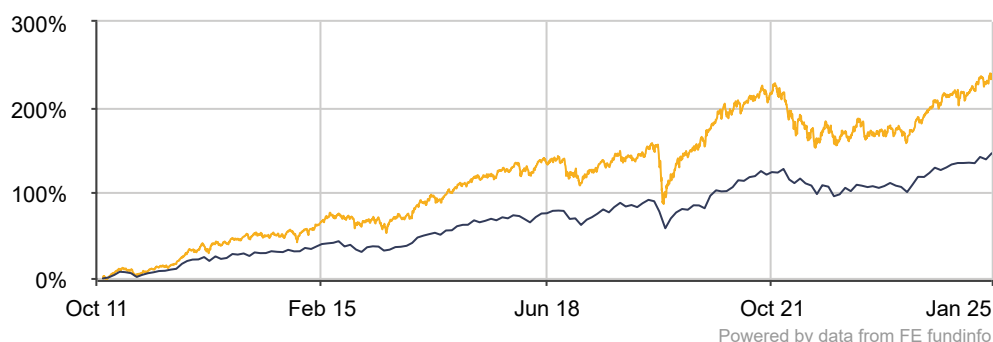
Rowan Dartington
 Temple Point
 Redcliffe Way
 Bristol
 BS1 6NL
 0117 9330000
 info@rowan-dartington.co.uk

INVESTMENT OBJECTIVE:

January 2025

The aim of your portfolio is to deliver long-term returns exceeding those of the ARC Equity Risk benchmark, while remaining within your risk profile. The portfolio aims to achieve this return primarily through capital appreciation, but may also generate returns from income. Equity exposure will range from 90% to 100%. Your portfolio will be primarily invested in UK and global equities, but can also invest in Fixed Interest, Alternatives and Cash, and will include a range of funds. Rowan Dartington will manage your assets in line with your objective and risk profile throughout the lifetime of the portfolio. Investors should be willing and able to put their capital at risk and be able to tolerate a loss to their investment or initial amount invested.

CUMULATIVE PAST PERFORMANCE (%)



— Intermediaries Adventurous

— ARC Sterling Equity Risk PCI

Oct 11 - Jan 25 Data from FE fundinfo 2025

Past performance is not indicative of future performance. Please refer to page 3 for all Benchmark explanations. The value of shares and the income from them can fall as well as rise and investors may get back less than the amount invested.

CUMULATIVE (%)

	1m	3m	6m	1yr	3yrs	5yrs
Intermediaries Adventurous	3.71	6.34	5.93	17.32	17.06	36.36
ARC Sterling Equity Risk PCI	3.00	4.95	4.87	12.68	14.23	29.50

12 MONTH DISCRETE PERFORMANCE PERIODS (%)

	Jan 24 - Jan 25	Jan 23 - Jan 24	Jan 22 - Jan 23	Jan 21 - Jan 22	Jan 20 - Jan 21
Intermediaries Adventurous	17.32	4.30	-4.34	1.20	15.12
ARC Sterling Equity Risk PCI	12.68	4.35	-2.85	6.89	6.06

The benchmark selected is the one most suitable for this model's asset allocation.

All figures are percentage growth on a bid to bid basis for accumulation units, income reinvested and in fund currency. Portfolios are not rebalanced automatically with regard to a central model and will have different securities and fund allocations such as their bespoke nature, often also influenced by capital gains tax. Therefore, individual investment experience will vary to that shown. For the performance of your own portfolio, you should refer to your personalised quarterly valuation or request a detailed portfolio performance review.



KEY POINTS

Strategic asset allocation investment process

An internationally invested portfolio designed for growth

High quality funds

Active management

Experienced Investment team

Portfolios are not rebalanced automatically with regard to a central model and will have different securities and fund allocations such as their bespoke nature, often also influenced by capital gains tax. Therefore, individual investment experience will vary to that shown. Past performance of the individual funds are displayed through the fund factsheets, which are available on request.

PLATFORMS

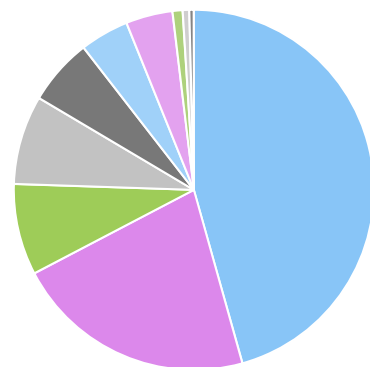
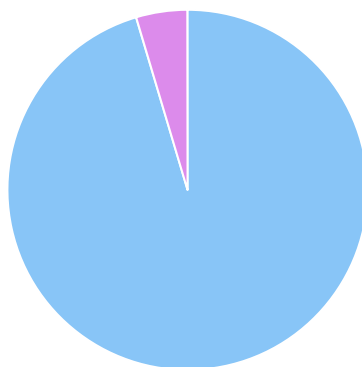
- 7IM
- Aegon
- Ardan
- Ascentric
- Aviva - 0.35% AMC applicable
- Fusion
- Nucleus
- Elevate
- Novia
- Standard Life
- Transact



INVESTMENT OUTLOOK

Global equity markets started 2025 on the front foot, delivering broad gains in January as investor sentiment remained buoyant in the wake of the election of US President Donald Trump, who was inaugurated for his second term. Despite concerns around the inflation implications of US tariff policies and the potential to provoke a trade war with key partners, markets seemed to shrug off this risk as US, European and UK markets all hit all time highs. Market turmoil did however erupt at the back-end of the month with the announcement that DeepSeek AI, a Chinese AI startup, had managed to train its R1 large language model – a competitor to OpenAI’s ChatGPT – for only \$6m, a fraction of the cost of other LLMs, bringing into question the scale of the capex required in the AI buildout, sending shares in high-flying stocks such as Nvidia tumbling. Portfolios remain broadly neutral equity risk, with a moderate preference for emerging market and developed ex-US equities, where valuations are considerably more attractive than in the US. We view the economy as in the late cycle phase – in which equities typically do well, albeit with increased volatility – with our base case scenario being a soft landing.

ASSET, GEOGRAPHIC & RISK ALLOCATION



Equities	95.4%	North America	45.7%
Money Market	4.6%	UK	21.7%
		Europe ex UK	8.2%
		Asia Pacific	8.0%
		Europe	6.0%
		Money Market	4.4%
		Japan	4.2%
		Other	0.9%
		Central & S America	0.6%
		Middle East/ Africa	0.4%

Risk Group 1	Risk Group 2	Risk Group 3	Risk Group 4	Risk Group 5
0%	0%	30%	45%	25%

Please note: Please find the definitions for each 'Risk Group' in our Investment Risk Classification Matrix. The risk gauge is a graphical representation of the portfolio's risk weighting for illustrative purposes only.

¹ The Ongoing Charges Figure (OCF), Transaction and Incidental costs are those relating to investments made and held on the Rowan Dartington platform. If you are investing via an alternative third-party platform, the OCF and other costs may be different and will depend on the types of units (retail or institutional, for example) that can be accessed via that third party platform. Rowan Dartington cannot be held responsible for any changes in the published OCF or other costs when using a third party platform.

² Portfolio yield gives an indication of the current level of income which is expected to be distributed over the coming 12 months. This is based on the current holdings within the portfolio, and after the deduction of the investment funds' annual management charges – it is gross of basic rate tax. It excludes the annual Rowan Dartington management charge.

³ Our Annual Management Charge (AMC) is the maximum management charge that will be applied to this portfolio. If you are unsure as to the charge applicable in your own circumstances, please contact your portfolio manager.

Source: Performance and sector analysis data compiled by FE fundinfo.



GENERAL RISKS

The past performance is not a reliable guide to future performance. The value of shares and the income from them can fall as well as rise and investors may get back less than they originally invested. The tax treatment of investments depends on each individual's circumstances and is subject to changes in tax legislation. The sterling value of overseas investments, and the income from them, is subject to currency fluctuations. All estimates and prospective figures quoted in this publication are forecast and are not guaranteed.

SPECIFIC RISKS

Equity: This portfolio invests in equities. The value of equities can rise and fall quite sharply at times. Returns are not guaranteed and, whilst equities have tended to outperform over the long term, there have been periods when equities have fallen significantly in value over the short term.

Bond: This portfolio holds bonds issued by companies and governments. There is a chance that some of the companies or governments that issued these bonds will fail to make interest or capital payments, or other investors may believe the security of the government or company has declined, both of which would reduce the value of your investments. The values of bonds are also sensitive to changes in interest rates; for example, an increase in interest rates will usually cause a fall in the value of an investment in bonds.

Emerging Markets: This portfolio holds investments in less developed economies and invests in less mature stock markets, so its value may fluctuate more than a portfolio which invests in developed countries.

Property: This portfolio invests in property (i.e. land and buildings). Property can be difficult to sell in a short period, so you may not be able to sell or switch out of the investment when you want to due to the delay in acting upon the instruction. The value of property can fall as well as rise, particularly if there are more people trying to sell rather than buy, and is generally a matter of a valuers opinion until the property is sold.

IMPORTANT INFORMATION

This publication is provided solely to assist investors to make their own investment decisions, and is for illustrative purposes only. The Model Portfolio may not be suitable for all recipients and does not constitute a personal recommendation to invest, or a solicitation to purchase any investment or product. The opinions expressed within this are those of Rowan Dartington and are subject to change without notice. You should seek advice from your adviser before making any investments.

Rowan Dartington, its associate companies and/or their clients, directors and employees may own or have a position in the securities mentioned herein and may add to or dispose of any such securities. The information contained within this document is believed to be correct, but it cannot be guaranteed. This factsheet may not be reproduced or distributed in any format or by any means without the prior written consent of Rowan Dartington. Rowan Dartington is a trading name of Rowan Dartington & Co. Limited.

Rowan Dartington is part of the St. James's Place Wealth Management Group. Rowan Dartington & Co. Limited is a member firm of the London Stock Exchange and is authorised and regulated by the Financial Conduct Authority. Registered in England & Wales No. 02752304 at St. James's Place House, 1 Tetbury Road, Cirencester, Gloucestershire, GL7 1FP, United Kingdom.